



District Report Card: 2017


State: West Bengal	District: Murshidabad
Class: 5	Subject: Language
Schools: 59	Students: 1244


Participation/Coverage


Students

<div>GENDER</div> <div></div>	Boys		Girls	
	Number	%	Number	%
	567	45.58	677	54.42

<div>AREA</div> <div></div>	Rural		Urban	
	Number	%	Number	%
	1170	94.05	74	5.95

<div>CATEGORY</div> <div></div>	SC		ST		OBC		GEN	
	Number	%	Number	%	Number	%	Number	%
	152	12.22	49	3.94	302	24.28	741	59.57

<div>CWSN</div> <div></div>	LD	VI	HI	S&LD	ID	Oth
	0	0	0	1	0	1

<div>Management</div> <div></div>	Government		Government-aided	
	Number	%	Number	%
	1244	100.00	0	0.00

Average Performance of Students in Language (%)

Overall	Gender		Area		Management		Social Group			
	Male	Female	Rural	Urban	Govt.	Aided	SC	ST	OBC	GEN
56.39	56.45	56.34	55.87	64.59	56.39	0.00	59.30	58.91	57.40	55.21

Performance on Learning Outcomes (LOs)

Learning Outcomes	Description	Average Performance(%)
L504	Reads and comprehends independently storybooks, news items/ headlines, advertisements etc.	51.06
L508	Reads text with comprehension, locates details and sequence of events	59.05

Range of Performance of Students who Answered Correctly							
Below 30%		30% - 50%		50% - 75%		Above 75%	
Number	%	Number	%	Number	%	Number	%
208	16.72	306	24.60	432	34.73	298	23.95

Lowest Performing Learning Outcomes (LOs)

- 1 - Reads and comprehends independently storybooks, news items/ headlines, advertisements etc. (51.06)
- 2 - Reads text with comprehension, locates details and sequence of events (59.05)